



INTERNATIONAL JOURNAL OF ADVANCE RESEARCH, IDEAS AND INNOVATIONS IN TECHNOLOGY

ISSN: 2454-132X

Impact factor: 6.078

(Volume 6, Issue 2)

Available online at: www.ijariit.com

Analysis on shares: Effects of high price and low price on shares traded

Yugam Goenka

yugamgoenka@yahoo.com

NMIMS Anil Surendra Modi School of Commerce, Mumbai, Maharashtra

ABSTRACT

There are 3 variables under observation in this research paper which are the High Price, Low Price of a share and the Number of Shares Traded each day. The high price shows the highest value the particular share/stock has reached during a day and the low price shows the lowest point of the same. The particular shares data is of the company: Reliance, BSE: 500325, NSE: RELIANCE, ISIN: INE002A01018. The period under study is of 725 days starting from 01 April 2017 until 06 March 2020. This research paper will determine the relations and effect of the three variables on each other through various statistical tools such as Bar Diagrams (Histograms), Correlations, and Regression. All the statistical analysis has been conducted on MS Excel using Data Analysis Tools.

Keywords— Shares, Stock Market, Statistical Analysis, Correlation, Regression, Charts, High Price, Low Price, Shares Traded

1. INTRODUCTION

A stock market or a share market is a network of economic transactions of shares or stocks in a discrete entity. In India, there are two major stock markets namely the National Stock Exchange (NSE) and the Bombay Stock Exchange (BSE). The stock market can be very volatile sometimes, i.e., the range of price change can be relatively unstable over a period of time. Hence it is essential to properly understand the stock market before investing in it.

The stock markets open at 09:15 am in India and closes at 03:30 pm with a pre-open trade session from 09:00 to 09:15am. The opening and closing prices usually differ each day due to after-hours trading which changes investor valuations or expectations for the security. The shares reach a highest point as well as a lowest point of each day which are known as the Highs and the Lows which creates a spread of High-Low which is very essential to analyse both for the investors as well as potential investors.

Hence, in this research paper we closely study the Highs and the Lows of the shares of one of the biggest company on India over a period of 725 days and determine whether these highs and lows are related to the number of which are purchased every day and if yes, then how?

2. OBJECTIVES OF RESEARCH

- To find most frequent range of High Price, Low Price and Shares Traded during most of the days.
- To analyse each factor using descriptive statistics.
- To determine correlation between the three variables using real life data.
- To perform regression analysis on the data to find out regression equations for Shares Traded on High Price as well as Shares Traded on Low Price.
- To interpret the results of each statistical analysis and give a suitable conclusion.

3. RESEARCH DATA

Reliance

BSE: 500325 | NSE: RELIANCE | ISIN: INE002A01018

Historic Data for the Period: 01-Apr-2017 to 6-Mar-2020 on BSE

Date	Open Price (Rupees)	High Price (Rupees)	Low Price (Rupees)	Close Price (Rupees)	No. of Shares Traded	- SPREAD -	
						(High-Low)	(Open-Close)
06-03-2020	1276	1288.35	1241.6	1270.05	2582956	46.75	5.95
05-03-2020	1350	1358.35	1306	1311.5	424590	52.35	38.5
04-03-2020	1350.25	1353	1308.1	1339.15	1691316	44.9	11.1
03-03-2020	1330	1353.35	1321.8	1343.65	451859	31.55	-13.65
02-03-2020	1358.4	1368.75	1303.5	1314.85	356961	65.25	43.55
28-02-2020	1358.8	1358.8	1325	1328.65	391034	33.8	30.15
27-02-2020	1390	1393.95	1369.6	1385.8	346398	24.35	4.2
26-02-2020	1412.1	1415	1387.25	1391.4	268292	27.75	20.7
25-02-2020	1450	1451.4	1410	1416.3	308343	41.4	33.7
24-02-2020	1477	1477	1439.6	1444.85	400408	37.4	32.15
20-02-2020	1498.7	1507.95	1483.45	1485.5	1511993	24.5	13.2
19-02-2020	1475.55	1506.5	1475.55	1504.2	291146	30.95	-28.65
18-02-2020	1479	1479	1458	1466.1	370782	21	12.9
17-02-2020	1490	1506	1474.65	1478.4	517807	31.35	11.6
14-02-2020	1477.85	1501	1453.3	1486.65	714475	47.7	-8.8
13-02-2020	1479.7	1479.7	1462.7	1473.95	1202598	17	5.75
12-02-2020	1457.95	1474	1456	1470	286312	18	-12.05
11-02-2020	1445.75	1465.65	1445.05	1452.6	350733	20.6	-6.85
10-02-2020	1430	1445.6	1411.05	1436.75	218657	34.55	-6.75
07-02-2020	1452.8	1452.8	1428.5	1433.75	195994	24.3	19.05
06-02-2020	1453	1466.45	1440.2	1457.65	337256	26.25	-4.65
05-02-2020	1434	1452.3	1430.2	1448.05	393828	22.1	-14.05
04-02-2020	1398	1431.85	1397.9	1425.85	763029	33.95	-27.85
03-02-2020	1372	1399	1363.5	1385.85	471210	35.5	-13.85
01-02-2020	1406.95	1427	1371.1	1383.3	551047	55.9	23.65
31-01-2020	1451	1454.25	1407.45	1411.7	489214	46.8	39.3
30-01-2020	1483.95	1483.95	1440	1442.5	297588	43.95	41.45
29-01-2020	1476	1494.45	1465	1479.7	358385	29.45	-3.7
28-01-2020	1507.05	1510.45	1464.2	1471.35	379788	46.25	35.7
27-01-2020	1515.05	1524.35	1505	1506.6	190617	19.35	8.45
24-01-2020	1528	1536.45	1518.65	1521.7	320326	17.8	6.3
23-01-2020	1538.4	1541.55	1521	1527	196625	20.55	11.4
22-01-2020	1540.55	1546.7	1530.9	1533.1	199109	15.8	7.45
21-01-2020	1529.7	1545.95	1523	1533.95	322191	22.95	-4.25
20-01-2020	1608.05	1609.5	1527	1532	651336	82.5	76.05
17-01-2020	1551.15	1584.8	1551.15	1580.65	617437	33.65	-29.5
16-01-2020	1529.05	1543	1528.5	1537.7	387746	14.5	-8.65
15-01-2020	1538.5	1540.45	1519	1524	226773	21.45	14.5
14-01-2020	1542.45	1550.5	1522.7	1529.05	297378	27.8	13.4
13-01-2020	1547	1558.5	1538.65	1543.45	228910	19.85	3.55
10-01-2020	1550	1557.75	1540.1	1547.7	192674	17.65	2.3
09-01-2020	1537.25	1549.8	1531.85	1547.95	258014	17.95	-10.7
08-01-2020	1508	1534.45	1508	1513.95	270488	26.45	-5.95
07-01-2020	1520	1534	1514.45	1525.05	504240	19.55	-5.05
06-01-2020	1527	1528	1497.5	1501.5	453131	30.5	25.5
03-01-2020	1534.4	1541.3	1523.4	1537.25	354087	17.9	-2.85
02-01-2020	1514	1540.8	1513	1535.35	726289	27.8	-21.35
01-01-2020	1516.1	1527.4	1505.35	1509.7	456824	22.05	6.4
31-12-2019	1544.7	1544.7	1509.1	1514.1	295706	35.6	30.6
30-12-2019	1543	1547	1528.3	1544.2	371439	18.7	-1.2
27-12-2019	1525	1545.8	1521.45	1542.15	485460	24.35	-17.15
26-12-2019	1545.95	1553.3	1510.95	1515.95	577183	42.35	30
24-12-2019	1570.9	1572.15	1542.75	1545.95	232508	29.4	24.95
23-12-2019	1555	1577	1555	1571	1274110	22	-16
20-12-2019	1611.2	1617.8	1595.65	1599.4	315858	22.15	11.8
19-12-2019	1574.7	1615	1572.35	1605.15	1024480	42.65	-30.45
18-12-2019	1562.15	1580	1562	1575.7	279220	18	-13.55

17-12-2019	1569.8	1579.5	1555.6	1562.15	320894	23.9	7.65
16-12-2019	1589.3	1593	1563.6	1566.55	281506	29.4	22.75
13-12-2019	1575	1590	1572.55	1582.45	611627	17.45	-7.45
12-12-2019	1567	1573.6	1557.25	1567.5	585429	16.35	-0.5
11-12-2019	1557.5	1575.15	1551	1562.6	615737	24.15	-5.1
10-12-2019	1571.9	1574.8	1554.25	1562.2	209096	20.55	9.7
09-12-2019	1554.15	1577.3	1547.65	1572.55	307151	29.65	-18.4
06-12-2019	1558	1568.2	1541.4	1554.95	343319	26.8	3.05
05-12-2019	1579	1579.85	1544	1550.3	378637	35.85	28.7
04-12-2019	1570.25	1577.05	1533.45	1552.55	558332	43.6	17.7
03-12-2019	1591	1593.35	1573.1	1578.85	370722	20.25	12.15
02-12-2019	1595	1614	1577.7	1586.3	692915	36.3	8.7
29-11-2019	1582	1582	1548	1550.9	226724	34	31.1
28-11-2019	1572.5	1584	1564.4	1579.95	273450	19.6	-7.45
27-11-2019	1561	1575	1556.4	1569.75	179080	18.6	-8.75
26-11-2019	1569.4	1576	1556	1558.85	334268	20	10.55
25-11-2019	1551	1564.6	1551	1560.7	260903	13.6	-9.7
22-11-2019	1543	1569.6	1537.9	1546.4	475417	31.7	-3.4
21-11-2019	1547.5	1556.3	1528.6	1537.25	591358	27.7	10.25
20-11-2019	1552.55	1571.85	1543.55	1547.05	1140656	28.3	5.5
19-11-2019	1467.5	1514.95	1465.5	1509.8	826626	49.45	-42.3
18-11-2019	1471.35	1486	1449.95	1458.5	294198	36.05	12.85
15-11-2019	1465.25	1486.5	1463.25	1469.3	437787	23.25	-4.05
14-11-2019	1475	1481	1456.05	1463.4	348202	24.95	11.6
13-11-2019	1431	1475	1430	1472	468318	45	-41
11-11-2019	1440	1444.05	1423.35	1427.8	257103	20.7	12.2
08-11-2019	1458.6	1459.6	1441	1445.35	371642	18.6	13.25
07-11-2019	1438	1462.9	1432.95	1458.8	295528	29.95	-20.8
06-11-2019	1445.7	1446.2	1428.7	1432.1	418283	17.5	13.6
05-11-2019	1458.55	1469	1440.6	1447.6	217549	28.4	10.95
04-11-2019	1466	1471.15	1445	1457.25	434639	26.15	8.75
01-11-2019	1459.9	1462.05	1441.1	1457	211205	20.95	2.9
31-10-2019	1482.25	1489.5	1461	1464.2	235883	28.5	18.05
30-10-2019	1480.1	1484	1460.4	1478.7	1226942	23.6	1.4
29-10-2019	1442.25	1480.4	1442.25	1467.1	516396	38.15	-24.85
27-10-2019	1440	1445.75	1430	1434.1	75033	15.75	5.9
25-10-2019	1437.5	1440.25	1411.8	1430.7	359803	28.45	6.8
24-10-2019	1400.05	1441	1386.75	1436.25	433374	54.25	-36.2
23-10-2019	1417	1425.5	1383.4	1392.85	307585	42.1	24.15
22-10-2019	1427.05	1437.65	1404	1414.25	638098	33.65	12.8
18-10-2019	1403.1	1428	1399.7	1415.3	629451	28.3	-12.2
17-10-2019	1378	1399	1372.15	1396.15	282943	26.85	-18.15
16-10-2019	1368.3	1379.9	1363.5	1372.7	193229	16.4	-4.4
15-10-2019	1363.5	1370	1345	1363.3	197367	25	0.2
14-10-2019	1363.6	1363.6	1351	1357.65	222880	12.6	5.95
11-10-2019	1365	1366	1337	1352.4	286839	29	12.6
10-10-2019	1328	1368	1322.55	1362.4	682081	45.45	-34.4
09-10-2019	1311.9	1330	1293.15	1325.75	236137	36.85	-13.85
07-10-2019	1310	1320	1301.55	1309.8	192830	18.45	0.2
04-10-2019	1317.1	1328.5	1304.05	1307.45	247244	24.45	9.65
03-10-2019	1290.05	1314.1	1281.2	1311	178536	32.9	-20.95
01-10-2019	1335	1342.5	1293.8	1305.05	360415	48.7	29.95
30-09-2019	1310	1336	1305.8	1332.6	449676	30.2	-22.6
27-09-2019	1293.8	1314.9	1284	1308.75	444521	30.9	-14.95
26-09-2019	1290	1298.7	1283.45	1296.6	488106	15.25	-6.6
25-09-2019	1281	1295.45	1269.35	1279.8	416620	26.1	1.2
24-09-2019	1243	1298.55	1242.05	1278.55	960949	56.5	-35.55
23-09-2019	1278	1280.85	1233.2	1238.65	757163	47.65	39.35
20-09-2019	1186.6	1269.5	1174.6	1254.4	1076465	94.9	-67.8
19-09-2019	1207	1209.35	1173.25	1178.7	349304	36.1	28.3

18-09-2019	1204.85	1216.1	1197.6	1205.7	298269	18.5	-0.85
17-09-2019	1214.8	1214.8	1193.7	1197.2	234035	21.1	17.6
16-09-2019	1191	1218.15	1188.5	1210.8	366945	29.65	-19.8
13-09-2019	1214.7	1228.25	1207.05	1225.55	547909	21.2	-10.85
12-09-2019	1238	1239.6	1206.35	1210.35	251041	33.25	27.65
11-09-2019	1222.7	1239.95	1222.7	1234.1	206849	17.25	-11.4
09-09-2019	1222	1232.75	1213.2	1222.1	278530	19.55	-0.1
06-09-2019	1205	1229	1196.25	1222.5	519895	32.75	-17.5
05-09-2019	1208	1213.75	1193.2	1198.3	503380	20.55	9.7
04-09-2019	1200	1204.9	1185.5	1201.55	517321	19.4	-1.55
03-09-2019	1240	1243.05	1200	1205.9	328171	43.05	34.1
30-08-2019	1247	1254	1220.85	1248.35	680248	33.15	-1.35
29-08-2019	1257.95	1260	1235.5	1242.2	397297	24.5	15.75
28-08-2019	1276	1280.5	1256.85	1263.05	260137	23.65	12.95
27-08-2019	1283	1283.9	1261.8	1275.1	350824	22.1	7.9
26-08-2019	1294	1294	1259.7	1265.9	323755	34.3	28.1
23-08-2019	1243	1283.9	1226.8	1275.95	513210	57.1	-32.95
22-08-2019	1271	1271.05	1239.05	1246.5	403122	32	24.5
21-08-2019	1277.4	1278.4	1266.65	1270.8	233087	11.75	6.6
20-08-2019	1294	1294	1272.85	1276	291530	21.15	18
19-08-2019	1280.8	1296.65	1280.55	1292.1	463484	16.1	-11.3
16-08-2019	1290.55	1291	1273.2	1277.4	339588	17.8	13.15
14-08-2019	1298	1304	1280.1	1288.3	785411	23.9	9.7
13-08-2019	1240	1302.5	1225.3	1275	2092112	77.2	-35
09-08-2019	1159	1175	1152.7	1162	528918	22.3	-3
08-08-2019	1109	1158	1095.65	1151.95	861938	62.35	-42.95
07-08-2019	1127.8	1138.4	1103	1109	546804	35.4	18.8
06-08-2019	1136.8	1149.9	1121.95	1128	433717	27.95	8.8
05-08-2019	1177.5	1177.5	1129	1143	607913	48.5	34.5
02-08-2019	1175.5	1198	1162.35	1184.2	523278	35.65	-8.7
01-08-2019	1169.8	1188.3	1150.2	1180.55	430950	38.1	-10.75
31-07-2019	1177.95	1184.85	1163	1166	363098	21.85	11.95
30-07-2019	1211.25	1219.9	1175.8	1180.55	413976	44.1	30.7
29-07-2019	1219.4	1221.5	1205.1	1211.15	416379	16.4	8.25
26-07-2019	1233.45	1242	1210.05	1214.1	552475	31.95	19.35
25-07-2019	1267.95	1268.8	1227.15	1232.3	382454	41.65	35.65
24-07-2019	1274	1279.05	1254.4	1258.8	494832	24.65	15.2
23-07-2019	1285.7	1294	1261.3	1272.85	425680	32.7	12.85
22-07-2019	1256.95	1284.55	1227.6	1280.5	585651	56.95	-23.55
19-07-2019	1268.25	1271	1243	1249	322482	28	19.25
18-07-2019	1281.9	1286.2	1258	1261.8	181908	28.2	20.1
17-07-2019	1296.8	1296.8	1280	1281.55	159911	16.8	15.25
16-07-2019	1279	1295	1269.1	1293.1	583479	25.9	-14.1
15-07-2019	1285	1289	1271	1275.9	245812	18	9.1
12-07-2019	1284.7	1299.8	1278	1280.6	321654	21.8	4.1
11-07-2019	1284.05	1289.75	1279.6	1281.3	156332	10.15	2.75
10-07-2019	1281.2	1288.7	1269	1278.35	384665	19.7	2.85
09-07-2019	1250.3	1283.85	1245.1	1279.45	528377	38.75	-29.15
08-07-2019	1261	1267.7	1248.05	1251.9	348852	19.65	9.1
05-07-2019	1287.05	1290.2	1259.45	1262.6	350612	30.75	24.45
04-07-2019	1282	1291.25	1280.75	1283	319573	10.5	-1
03-07-2019	1281.55	1286.4	1276	1282.25	274520	10.4	-0.7
02-07-2019	1275.05	1281	1263.65	1278.05	350865	17.35	-3
01-07-2019	1257	1272	1247	1268.5	384353	25	-11.5
28-06-2019	1279	1282.8	1248.05	1252	440862	34.75	27
27-06-2019	1294.55	1296.65	1271.1	1274.85	288623	25.55	19.7
26-06-2019	1288.05	1304.5	1287.1	1294.55	320941	17.4	-6.5
25-06-2019	1262	1297.8	1254.35	1295.8	407274	43.45	-33.8
24-06-2019	1268	1276	1257.45	1262.65	346832	18.55	5.35
21-06-2019	1295	1295.6	1276	1279.2	338684	19.6	15.8

20-06-2019	1279	1300	1278.15	1296.9	302515	21.85	-17.9
19-06-2019	1285.25	1301.15	1262.7	1277.5	449975	38.45	7.75
18-06-2019	1281	1287.6	1269.3	1282.55	430918	18.3	-1.55
17-06-2019	1321.2	1321.5	1277.5	1281.5	472822	44	39.7
14-06-2019	1322.7	1325.1	1309.5	1316.95	434045	15.6	5.75
13-06-2019	1330.95	1334.35	1310	1324.3	380891	24.35	6.65
12-06-2019	1335.2	1338.6	1325.65	1331.1	201151	12.95	4.1
11-06-2019	1321.15	1334.8	1317.2	1328.55	297974	17.6	-7.4
10-06-2019	1319.9	1327	1310.6	1318.85	296443	16.4	1.05
07-06-2019	1327.7	1328.7	1305.6	1315.3	441793	23.1	12.4
06-06-2019	1354.2	1359	1321.65	1327.05	344675	37.35	27.15
04-06-2019	1358	1373	1347.45	1351.1	340665	25.55	6.9
03-06-2019	1335	1365	1322.1	1358.3	511401	42.9	-23.3
31-05-2019	1339	1340.9	1321.25	1329.75	446597	19.65	9.25
30-05-2019	1316.4	1340.45	1316	1330.6	509268	24.45	-14.2
29-05-2019	1322.25	1333.15	1304.5	1313.25	409985	28.65	9
28-05-2019	1317.2	1334.8	1314.05	1325.95	563020	20.75	-8.75
27-05-2019	1336	1337	1308	1310.7	606138	29	25.3
24-05-2019	1349.9	1353.5	1316.6	1336.8	877196	36.9	13.1
23-05-2019	1370	1392	1324.45	1335.8	1231275	67.55	34.2
22-05-2019	1349	1359	1334.5	1340.7	636091	24.5	8.3
21-05-2019	1329.3	1366.25	1329.3	1339.75	1951774	36.95	-10.45
20-05-2019	1313.9	1336.5	1302.6	1325.5	2132599	33.9	-11.6
17-05-2019	1268	1276.9	1255	1265.7	538457	21.9	2.3
16-05-2019	1261	1270.35	1257.75	1264.05	442115	12.6	-3.05
15-05-2019	1274.8	1277.9	1251.1	1257.25	692013	26.8	17.55
14-05-2019	1235.2	1269.5	1232	1259.5	860411	37.5	-24.3
13-05-2019	1250.4	1260.35	1227	1230.85	655195	33.35	19.55
10-05-2019	1264.9	1277.9	1245	1250.5	1927846	32.9	14.4
09-05-2019	1291.7	1291.7	1251.5	1255.15	1026247	40.2	36.55
08-05-2019	1340	1340	1291.05	1299.45	892233	48.95	40.55
07-05-2019	1391.5	1394	1341.3	1344.55	1036844	52.7	46.95
06-05-2019	1399	1402	1378.55	1384.85	741073	23.45	14.15
03-05-2019	1407	1417	1401.4	1407.05	966982	15.6	-0.05
02-05-2019	1394	1413.75	1382	1405.1	587675	31.75	-11.1
30-04-2019	1395	1395	1367	1391.8	924687	28	3.2
26-04-2019	1377.7	1395	1370.45	1391.45	494466	24.55	-13.75
25-04-2019	1392.9	1410.9	1365	1374.55	795686	45.9	18.35
24-04-2019	1370	1394.6	1366.35	1390	494553	28.25	-20
23-04-2019	1349.95	1371.85	1345.65	1363.3	494658	26.2	-13.35
22-04-2019	1364	1365.15	1341	1344.8	505500	24.15	19.2
18-04-2019	1365.45	1387	1365	1382.9	923643	22	-17.45
16-04-2019	1345	1359.7	1340.25	1345.3	465453	19.45	-0.3
15-04-2019	1344.7	1348.8	1333.95	1339.75	434076	14.85	4.95
12-04-2019	1348.9	1356.55	1337.3	1341.95	497617	19.25	6.95
11-04-2019	1332.8	1351.7	1328.7	1346.15	571692	23	-13.35
10-04-2019	1340	1347.65	1326	1328.95	450636	21.65	11.05
09-04-2019	1330.9	1340	1321.6	1335.35	816181	18.4	-4.45
08-04-2019	1354.6	1356.1	1324	1329.4	466058	32.1	25.2
05-04-2019	1360.1	1363.85	1343.6	1355.1	616827	20.25	5
04-04-2019	1379	1383.75	1347.05	1353.1	635792	36.7	25.9
03-04-2019	1394.45	1402.35	1370	1373.8	713519	32.35	20.65
02-04-2019	1396.55	1402.7	1380.8	1388.45	498144	21.9	8.1
01-04-2019	1368.55	1406.5	1362.85	1391.55	702586	43.65	-23
29-03-2019	1366	1376	1356.1	1363.05	401704	19.9	2.95
28-03-2019	1350	1369.9	1343.35	1360.55	519984	26.55	-10.55
27-03-2019	1377	1377	1344.9	1350.1	627415	32.1	26.9
26-03-2019	1330	1369.95	1330	1367.15	905101	39.95	-37.15
25-03-2019	1330.1	1336.75	1317.15	1325.25	488850	19.6	4.85
22-03-2019	1374	1380.25	1337.5	1342.1	593064	42.75	31.9

20-03-2019	1379	1386.6	1363.6	1375.6	627417	23	3.4
19-03-2019	1359	1378	1343	1375.25	938383	35	-16.25
18-03-2019	1325.1	1358.15	1325.1	1347.6	761355	33.05	-22.5
15-03-2019	1345	1358.2	1311.65	1322.6	874076	46.55	22.4
14-03-2019	1350	1361.45	1334	1341.2	1336698	27.45	8.8
13-03-2019	1334.5	1350	1327.75	1346.75	1028000	22.25	-12.25
12-03-2019	1317.1	1333	1315.5	1329.85	1924635	17.5	-12.75
11-03-2019	1270.8	1313	1268.1	1301	759441	44.9	-30.2
08-03-2019	1265.05	1274	1261.5	1266.6	352593	12.5	-1.55
07-03-2019	1262.7	1279	1258.9	1269.85	779193	20.1	-7.15
06-03-2019	1239.5	1271.8	1235.5	1263.55	736337	36.3	-24.05
05-03-2019	1226.7	1239.4	1218.2	1236.95	586805	21.2	-10.25
01-03-2019	1235	1242.5	1222.45	1226.7	507499	20.05	8.3
28-02-2019	1231	1239.5	1225.35	1231.55	512236	14.15	-0.55
27-02-2019	1227.4	1244	1209.15	1222.45	575146	34.85	4.95
26-02-2019	1214.4	1233.6	1206.15	1219.7	520246	27.45	-5.3
25-02-2019	1235.8	1243	1223.15	1232.15	367746	19.85	3.65
22-02-2019	1241.25	1245.9	1226.1	1232.6	1034097	19.8	8.65
21-02-2019	1236	1256.7	1230.2	1246.45	772710	26.5	-10.45
20-02-2019	1226.1	1239.25	1218.75	1234.35	843803	20.5	-8.25
19-02-2019	1219.2	1239.7	1211.3	1216.35	403246	28.4	2.85
18-02-2019	1245.3	1251.4	1215.95	1219.75	796789	35.45	25.55
15-02-2019	1225	1248.5	1215	1243.5	641322	33.5	-18.5
14-02-2019	1240.25	1242.7	1218.1	1225.5	378130	24.6	14.75
13-02-2019	1261	1272.9	1235	1244.4	712025	37.9	16.6
12-02-2019	1253	1272	1251.9	1256.7	435053	20.1	-3.7
11-02-2019	1277	1277	1251	1253.45	330991	26	23.55
08-02-2019	1287	1298.7	1272.25	1277.35	872003	26.45	9.65
07-02-2019	1310.95	1320.85	1285.8	1290.2	739962	35.05	20.75
06-02-2019	1298	1316.5	1292	1309.85	1086608	24.5	-11.85
05-02-2019	1292	1304.25	1278.6	1290.3	945879	25.65	1.7
04-02-2019	1245.55	1297	1245	1291.15	1105463	52	-45.6
01-02-2019	1234	1253	1225.75	1247.3	927747	27.25	-13.3
31-01-2019	1201	1229.8	1201	1227.1	620899	28.8	-26.1
30-01-2019	1215	1224.9	1190.55	1194.8	450085	34.35	20.2
29-01-2019	1230	1231.9	1201.6	1210.9	578115	30.3	19.1
28-01-2019	1253	1255.45	1221.75	1229.6	787401	33.7	23.4
25-01-2019	1250.1	1263	1236.55	1246.25	516086	26.45	3.85
24-01-2019	1225.05	1251.75	1220.1	1245.4	946733	31.65	-20.35
23-01-2019	1233.4	1244	1222.5	1225.7	419632	21.5	7.7
22-01-2019	1234	1246.25	1219.4	1234.75	1241159	26.85	-0.75
21-01-2019	1193.9	1237.4	1189.75	1234.5	1461187	47.65	-40.6
18-01-2019	1149.7	1189.25	1135.5	1182.95	1808806	53.75	-33.25
17-01-2019	1141	1147.8	1129.1	1133.75	776161	18.7	7.25
16-01-2019	1134.7	1144.65	1130.25	1134.05	465380	14.4	0.65
15-01-2019	1103.2	1132.3	1103.2	1129.55	661895	29.1	-26.35
14-01-2019	1096.7	1102	1086.25	1096.45	258020	15.75	0.25
11-01-2019	1109.3	1114	1089.5	1097.9	477873	24.5	11.4
10-01-2019	1108.4	1110.65	1102.1	1105.65	203576	8.55	2.75
09-01-2019	1111.9	1116	1098.5	1108.4	338370	17.5	3.5
08-01-2019	1106.35	1109.9	1096.1	1103.95	513616	13.8	2.4
07-01-2019	1105.15	1117.95	1101	1103.45	303180	16.95	1.7
04-01-2019	1098	1104.35	1081.25	1099.05	397992	23.1	-1.05
03-01-2019	1108.05	1114.45	1089.65	1091.75	357046	24.8	16.3
02-01-2019	1116	1126.75	1101.45	1106.3	322660	25.3	9.7
01-01-2019	1126	1130	1111.55	1121.35	264741	18.45	4.65
31-12-2018	1127.15	1133.4	1116.6	1121.05	264252	16.8	6.1
28-12-2018	1123.3	1135.9	1122	1125.8	343132	13.9	-2.5
27-12-2018	1105	1125.9	1104.45	1120	454773	21.45	-15
26-12-2018	1087	1100.65	1066.55	1096.95	474923	34.1	-9.95

24-12-2018	1101.8	1103	1086.5	1090.05	270421	16.5	11.75
21-12-2018	1128.3	1131.4	1095	1098.35	835175	36.4	29.95
20-12-2018	1124	1131.95	1116.5	1127.25	306576	15.45	-3.25
19-12-2018	1138.65	1146.55	1131.4	1137.1	1116276	15.15	1.55
18-12-2018	1122	1139.5	1120.8	1136.45	300671	18.7	-14.45
17-12-2018	1114.7	1133.8	1110.3	1130.6	374864	23.5	-15.9
14-12-2018	1103.9	1115	1092.6	1111.75	384977	22.4	-7.85
13-12-2018	1125.6	1126.35	1096.55	1106.8	632140	29.8	18.8
12-12-2018	1100	1113.35	1088.1	1110.5	1035909	25.25	-10.5
11-12-2018	1066.1	1100.2	1055.35	1096.2	957115	44.85	-30.1
10-12-2018	1112.65	1112.75	1084	1088.5	1104729	28.75	24.15
07-12-2018	1132.8	1135.2	1109.1	1133.25	256042	26.1	-0.45
06-12-2018	1147.5	1147.85	1118.25	1123.45	249128	29.6	24.05
05-12-2018	1144.7	1159	1139.6	1154.85	268318	19.4	-10.15
04-12-2018	1157	1157.4	1142.95	1151.55	206600	14.45	5.45
03-12-2018	1172.05	1174	1148.65	1156.3	292260	25.35	15.75
30-11-2018	1172	1186	1162.95	1168.2	454515	23.05	3.8
29-11-2018	1159	1179.9	1158.8	1170	413830	21.1	-11
28-11-2018	1132.3	1157.7	1126.5	1146.25	1098006	31.2	-13.95
27-11-2018	1109.5	1129.4	1101.7	1127.5	264152	27.7	-18
26-11-2018	1109.95	1117.25	1098.05	1109.6	279608	19.2	0.35
22-11-2018	1114.7	1125.1	1100	1102.85	360992	25.1	11.85
21-11-2018	1137	1145.4	1107.05	1112.3	499461	38.35	24.7
20-11-2018	1146	1155.45	1130.4	1138.65	472247	25.05	7.35
19-11-2018	1132	1151.4	1131.2	1149.6	514395	20.2	-17.6
16-11-2018	1096.1	1129.3	1096.1	1127.5	702952	33.2	-31.4
15-11-2018	1096	1102.85	1087.1	1096.9	286257	15.75	-0.9
14-11-2018	1105	1112.85	1087	1096.1	420083	25.85	8.9
13-11-2018	1075.9	1102.8	1071	1099.55	363436	31.8	-23.65
12-11-2018	1098.5	1100.05	1074.3	1078.75	259275	25.75	19.75
09-11-2018	1106	1113.3	1086	1093.35	379720	27.3	12.65
07-11-2018	1116.8	1117	1106.6	1110.55	99786	10.4	6.25
06-11-2018	1094.3	1111.95	1093.05	1103.45	661149	18.9	-9.15
05-11-2018	1074	1093.5	1064.5	1088.55	5052059	29	-14.55
02-11-2018	1067.8	1081	1063	1074.25	4308094	18	-6.45
01-11-2018	1066.4	1068.8	1050.3	1056.9	393976	18.5	9.5
31-10-2018	1064.7	1065.7	1047.65	1061.4	3153168	18.05	3.3
30-10-2018	1087.45	1087.45	1052	1057.15	558189	35.45	30.3
29-10-2018	1047.7	1093.15	1047	1088	535561	46.15	-40.3
26-10-2018	1040	1056.75	1022.15	1044.7	647855	34.6	-4.7
25-10-2018	1036	1040.05	1017	1030.2	704437	23.05	5.8
24-10-2018	1074	1074.95	1031	1046.6	584557	43.95	27.4
23-10-2018	1053	1064.5	1043.7	1052.6	527427	20.8	0.4
22-10-2018	1111	1114.8	1057.35	1062.45	646574	57.45	48.55
19-10-2018	1103.9	1110	1073.15	1101.65	1461537	36.85	2.25
17-10-2018	1180	1180.95	1141	1148.9	1452993	39.95	31.1
16-10-2018	1146.15	1168	1140.8	1163.65	464449	27.2	-17.5
15-10-2018	1133.3	1146.35	1119.25	1139.8	397762	27.1	-6.5
12-10-2018	1102.5	1129	1102	1126.4	446104	27	-23.9
11-10-2018	1067.8	1114.4	1043.05	1089.2	765397	71.35	-21.4
10-10-2018	1095	1114.7	1085.1	1102.35	404719	29.6	-7.35
09-10-2018	1121.1	1123.5	1080.75	1090.4	620130	42.75	30.7
08-10-2018	1048.85	1115.35	1025.2	1107.95	1330634	90.15	-59.1
05-10-2018	1102.6	1115.55	1039.55	1049.85	1164483	76	52.75
04-10-2018	1199	1199	1105.05	1120.55	1482416	93.95	78.45
03-10-2018	1233.1	1239.75	1198.7	1205.3	430421	41.05	27.8
01-10-2018	1258.2	1260	1204.3	1231.55	366797	55.7	26.65
28-09-2018	1260	1271.1	1247.65	1258.2	648062	23.45	1.8
27-09-2018	1259.8	1263.25	1238.6	1252.9	389427	24.65	6.9
26-09-2018	1235.2	1254.1	1226.8	1251.75	337685	27.3	-16.55

25-09-2018	1233.3	1244.9	1195.75	1230.6	396784	49.15	2.7
24-09-2018	1216	1239.9	1204.25	1232.3	451884	35.65	-16.3
21-09-2018	1220.05	1237.1	1183.2	1216.85	566364	53.9	3.2
19-09-2018	1225	1227	1201.2	1210.3	861320	25.8	14.7
18-09-2018	1224	1238.9	1214.25	1217.2	314415	24.65	6.8
17-09-2018	1251.9	1251.9	1220.5	1226.25	371950	31.4	25.65
14-09-2018	1261	1275	1248.55	1252.8	294230	26.45	8.2
12-09-2018	1244.45	1257.65	1229.85	1252.7	459285	27.8	-8.25
11-09-2018	1260	1267.75	1235	1238.45	366025	32.75	21.55
10-09-2018	1275	1276.75	1251.55	1257.15	343489	25.2	17.85
07-09-2018	1267.7	1279.9	1254.85	1276.75	430464	25.05	-9.05
06-09-2018	1230	1263.8	1226	1260.15	558949	37.8	-30.15
05-09-2018	1245	1252.45	1210	1225.8	1203980	42.45	19.2
04-09-2018	1235	1254.75	1230	1242.35	433632	24.75	-7.35
03-09-2018	1249	1258	1227.5	1230.4	1220847	30.5	18.6
31-08-2018	1273.8	1273.8	1237.05	1240.95	1284024	36.75	32.85
30-08-2018	1300	1300	1270.45	1274.1	1802595	29.55	25.9
29-08-2018	1319	1328.75	1290.3	1294.45	570571	38.45	24.55
28-08-2018	1298.75	1323	1295.5	1318.2	484736	27.5	-19.45
27-08-2018	1280.05	1296.2	1280	1291.6	288953	16.2	-11.55
24-08-2018	1265	1280	1260.9	1278.05	378371	19.1	-13.05
23-08-2018	1244	1273.55	1238.6	1269.7	364123	34.95	-25.7
21-08-2018	1236	1251	1227.15	1246.5	427978	23.85	-10.5
20-08-2018	1206.5	1238.05	1206.5	1234.9	561333	31.55	-28.4
17-08-2018	1206	1215	1200.25	1203.45	190969	14.75	2.55
16-08-2018	1206.4	1215.7	1196.25	1200.2	323707	19.45	6.2
14-08-2018	1187.2	1216.4	1185.25	1210.95	313057	31.15	-23.75
13-08-2018	1203	1203	1183.05	1187.15	223453	19.95	15.85
10-08-2018	1215	1215.3	1201.95	1204	171098	13.35	11
09-08-2018	1220	1231.5	1212	1217.95	528555	19.5	2.05
08-08-2018	1188.4	1222	1186	1217.25	477703	36	-28.85
07-08-2018	1196	1200	1178.3	1183.55	210322	21.7	12.45
06-08-2018	1180	1196	1174.85	1191.5	267933	21.15	-11.5
03-08-2018	1175	1183.85	1169.5	1176.75	278816	14.35	-1.75
02-08-2018	1192.35	1194.5	1166	1168.35	280942	28.5	24
01-08-2018	1195	1202.95	1185.95	1191.15	510625	17	3.85
31-07-2018	1150	1190	1145	1185.85	1165189	45	-35.85
30-07-2018	1136	1157.55	1126.6	1149.7	713184	30.95	-13.7
27-07-2018	1117.2	1137	1112.8	1129.6	447361	24.2	-12.4
26-07-2018	1113	1121	1107.7	1110.35	154028	13.3	2.65
25-07-2018	1112.25	1122.3	1104.55	1114.05	265010	17.75	-1.8
24-07-2018	1122	1126.1	1107.65	1110.55	305391	18.45	11.45
23-07-2018	1129.7	1130	1114	1120.15	205750	16	9.55
20-07-2018	1110.5	1138.25	1110.5	1128.55	446801	27.75	-18.05
19-07-2018	1095	1114	1086.8	1103.9	778552	27.2	-8.9
18-07-2018	1097.9	1104.5	1079	1090.55	278593	25.5	7.35
17-07-2018	1079	1095	1069.15	1091.7	287860	25.85	-12.7
16-07-2018	1098.05	1108.5	1073	1076.15	446819	35.5	21.9
13-07-2018	1082.9	1107.25	1080.9	1096.75	874481	26.35	-13.85
12-07-2018	1043.15	1098.8	1043.15	1082.2	1370508	55.65	-39.05
11-07-2018	1025	1038.7	1017	1036.35	405557	21.7	-11.35
10-07-2018	1001.5	1028.5	1001.5	1025.75	610926	27	-24.25
09-07-2018	985.5	998.7	983.3	995.65	288087	15.4	-10.15
06-07-2018	965.9	982.45	964.8	976.5	336533	17.65	-10.6
05-07-2018	998.7	1008.5	960.1	965	1290356	48.4	33.7
04-07-2018	974.8	992	972	990.05	337151	20	-15.25
03-07-2018	964	978.25	961	971.6	224859	17.25	-7.6
02-07-2018	973	973.5	957.55	961.05	208435	15.95	11.95
29-06-2018	952	977.75	949.7	972.95	325103	28.05	-20.95
28-06-2018	965.05	969	941.35	944.7	284818	27.65	20.35

27-06-2018	980	985.75	960.5	965.3	354116	25.25	14.7
26-06-2018	1003.6	1005.05	975.5	978.7	368880	29.55	24.9
25-06-2018	1017	1017	1001.95	1003.55	210904	15.05	13.45
22-06-2018	1030	1030	1008.6	1012.3	6655065	21.4	17.7
21-06-2018	1023	1035.8	1020.4	1032.35	444333	15.4	-9.35
20-06-2018	996.5	1021.75	996	1019.95	340911	25.75	-23.45
19-06-2018	1015	1015	993.05	995.65	236423	21.95	19.35
18-06-2018	1010.8	1018.6	1007.7	1015	292408	10.9	-4.2
15-06-2018	1007.5	1023.5	999.75	1013.85	412936	23.75	-6.35
14-06-2018	996.2	1011.7	988.2	1007.5	294056	23.5	-11.3
13-06-2018	999	1004.9	990	1002.1	343686	14.9	-3.1
12-06-2018	982.2	998	980.45	995.4	243324	17.55	-13.2
11-06-2018	984.35	999.5	978.2	982.45	832408	21.3	1.9
08-06-2018	968.9	986.5	960.55	983.4	266305	25.95	-14.5
07-06-2018	955	975.6	955	971.4	329983	20.6	-16.4
06-06-2018	948.9	955.4	942.55	953.4	183682	12.85	-4.5
05-06-2018	941.25	955	941.2	947.85	289429	13.8	-6.6
04-06-2018	934.8	943.75	932	939.35	1868577	11.75	-4.55
01-06-2018	921.3	934.9	919.1	929.2	2034925	15.8	-7.9
31-05-2018	919.35	924	916.5	921.3	2016619	7.5	-1.95
30-05-2018	914	922.8	907.1	917.35	482165	15.7	-3.35
29-05-2018	920.05	927.9	914.15	917	227379	13.75	3.05
28-05-2018	923.55	927.15	918.95	921	1353411	8.2	2.55
25-05-2018	918.05	924.25	915.6	921.75	175102	8.65	-3.7
24-05-2018	916.7	920.95	910.85	916.05	238484	10.1	0.65
23-05-2018	927	927.1	909.05	912.25	275631	18.05	14.75
22-05-2018	933	934.2	924.5	926.9	220896	9.7	6.1
21-05-2018	932	935.4	922	931.95	233114	13.4	0.05
18-05-2018	946	953.55	931.5	933.4	484887	22.05	12.6
17-05-2018	959.9	960.7	942.5	945.15	1414396	18.2	14.75
16-05-2018	976.3	976.3	954.4	956.45	1288716	21.9	19.85
15-05-2018	980	999.3	977	979.35	305063	22.3	0.65
14-05-2018	993.9	993.9	976.4	984.85	167118	17.5	9.05
11-05-2018	982.8	990.15	977.25	988.5	343688	12.9	-5.7
10-05-2018	977.1	984	974.5	980.7	319954	9.5	-3.6
09-05-2018	967.65	982.65	962	975.3	333659	20.65	-7.65
08-05-2018	973.55	982	965.15	967.65	337704	16.85	5.9
07-05-2018	958	974	956.5	971.85	350888	17.5	-13.85
04-05-2018	963.95	964.5	949.65	953.9	179721	14.85	10.05
03-05-2018	977	978.8	959.3	962.6	319978	19.5	14.4
02-05-2018	968.8	978.2	966.25	973	309846	11.95	-4.2
30-04-2018	984.7	992	961	963.1	549488	31	21.6
27-04-2018	988.25	1010.7	988.25	994.75	1092703	22.45	-6.5
26-04-2018	972	988	963.4	975.35	530962	24.6	-3.35
25-04-2018	972.55	981.45	964.5	970.7	425381	16.95	1.85
24-04-2018	937.7	974.5	935	969.75	511300	39.5	-32.05
23-04-2018	927.3	942.95	926	935.15	159076	16.95	-7.85
20-04-2018	939	941.6	921.45	928.05	214926	20.15	10.95
19-04-2018	938.2	943.95	935.1	941.25	366035	8.85	-3.05
18-04-2018	945	948.25	934	937	205557	14.25	8
17-04-2018	938.25	947.5	936.1	943.7	365055	11.4	-5.45
16-04-2018	935	939.9	928.3	937.25	147413	11.6	-2.25
13-04-2018	931.15	941.4	929.1	938.85	723849	12.3	-7.7
12-04-2018	930	935.3	923.1	927.55	381070	12.2	2.45
11-04-2018	920.1	931	916.65	929.05	442774	14.35	-8.95
10-04-2018	918	922.45	913.35	916.45	518840	9.1	1.55
09-04-2018	912.95	917.75	911.4	916.05	289846	6.35	-3.1
06-04-2018	909.9	917.2	905	909.75	421073	12.2	0.15
05-04-2018	902.55	910	902.55	906.75	465637	7.45	-4.2
04-04-2018	905.5	911.15	892.35	895.1	186330	18.8	10.4

03-04-2018	890	901	886.1	898.8	172194	14.9	-8.8
02-04-2018	890.5	901.2	886.4	892.7	469960	14.8	-2.2
28-03-2018	895.05	896	881	882.8	324237	15	12.25
27-03-2018	905.05	910.05	897.5	899.95	300370	12.55	5.1
26-03-2018	892.85	904.5	892	901.05	567273	12.5	-8.2
23-03-2018	893.4	899.7	890	892.85	416270	9.7	0.55
22-03-2018	896.5	910.6	895.2	907.3	810933	15.4	-10.8
21-03-2018	895.8	901.95	892	896.35	254485	9.95	-0.55
20-03-2018	899.1	903.6	887	889.55	285669	16.6	9.55
19-03-2018	903.8	906.1	892.35	895.3	271227	13.75	8.5
16-03-2018	910	910	886.4	900.5	614239	23.6	9.5
15-03-2018	928.7	928.7	910	912.25	344267	18.7	16.45
14-03-2018	926.55	931.2	919.55	928.6	176000	11.65	-2.05
13-03-2018	929.35	935.35	921.6	930.6	196941	13.75	-1.25
12-03-2018	918.9	933	916.2	929.35	288520	16.8	-10.45
09-03-2018	915	919	910	912.05	178146	9	2.95
08-03-2018	899.7	913.9	894.3	911.6	312892	19.6	-11.9
07-03-2018	908.6	909.3	888.3	891.55	337383	21	17.05
06-03-2018	929.7	936	903.15	910.9	288116	32.85	18.8
05-03-2018	944.5	949.9	922	924.2	652534	27.9	20.3
01-03-2018	950.85	958.8	946	947.7	173780	12.8	3.15
28-02-2018	944.5	954.9	937	952.45	231622	17.9	-7.95
27-02-2018	939	955.5	938.6	949.95	342196	16.9	-10.95
26-02-2018	936.1	944.75	936.1	938.6	197775	8.65	-2.5
23-02-2018	924.2	937	923.75	934	204349	13.25	-9.8
22-02-2018	923.15	930.75	920	923.9	161502	10.75	-0.75
21-02-2018	927	931	922	928.35	201220	9	-1.35
20-02-2018	928	930	916	919.4	183167	14	8.6
19-02-2018	920.3	930.6	914.4	925.85	239308	16.2	-5.55
16-02-2018	937.35	942	918.65	921.7	241125	23.35	15.65
15-02-2018	936.05	945	928.3	934.05	312747	16.7	2
14-02-2018	921.65	941.5	920.8	932.4	429100	20.7	-10.75
12-02-2018	901.1	918	901.1	914.7	354136	16.9	-13.6
09-02-2018	891.95	902.25	886.5	897.95	402311	15.75	-6
08-02-2018	896.35	910	892.05	903.6	417327	17.95	-7.25
07-02-2018	900.55	905.5	890.55	894	374725	14.95	6.55
06-02-2018	880	897.95	872.1	892.75	1041277	25.85	-12.75
05-02-2018	895.8	912	882.7	904.45	386485	29.3	-8.65
02-02-2018	938.7	943.25	903	905.7	701244	40.25	33
01-02-2018	964.4	971.25	938.2	944.1	758632	33.05	20.3
31-01-2018	950	964.9	942	961.15	457062	22.9	-11.15
30-01-2018	964	964.3	945.55	949.25	694016	18.75	14.75
29-01-2018	966	976.55	960.1	963.8	418040	16.45	2.2
25-01-2018	970	971.45	957.25	964.55	421966	14.2	5.45
24-01-2018	981.9	981.9	960.5	964.55	441731	21.4	17.35
23-01-2018	975	990	975	981.7	669605	15	-6.7
22-01-2018	948.5	974.5	940.1	971.2	1773742	34.4	-22.7
19-01-2018	922	932.35	922	929.35	600361	10.35	-7.35
18-01-2018	930	930	911	919.3	354147	19	10.7
17-01-2018	925	928.65	908	924.65	360307	20.65	0.35
16-01-2018	949	949	920	923.5	479344	29	25.5
15-01-2018	950.2	957.55	945.2	947.6	445379	12.35	2.6
12-01-2018	942	951.85	938.1	946.75	596333	13.75	-4.75
11-01-2018	941.75	942.75	935	937.2	268912	7.75	4.55
10-01-2018	945	946.75	935.4	941.5	352402	11.35	3.5
09-01-2018	929.05	943.95	924	940.9	519256	19.95	-11.85
08-01-2018	924.1	930.2	923.6	928.45	332558	6.6	-4.35
05-01-2018	920.5	925.85	919.45	923	406686	6.4	-2.5
04-01-2018	919	921.8	916	920.25	238922	5.8	-1.25
03-01-2018	924.45	927.2	913.3	916.35	515755	13.9	8.1

02-01-2018	915	919.2	907.25	911.4	1763025	11.95	3.6
01-01-2018	922	923	909.7	911.55	242669	13.3	10.45
29-12-2017	925.9	932.25	918.1	921.05	913689	14.15	4.85
28-12-2017	923.2	934.2	918.65	924.4	557798	15.55	-1.2
27-12-2017	930.15	936.75	918.35	922.3	390127	18.4	7.85
26-12-2017	923	936.6	918.6	928	404624	18	-5
22-12-2017	916	922	910.2	918.5	295905	11.8	-2.5
21-12-2017	920	923.2	911.1	913.05	312577	12.1	6.95
20-12-2017	925	927	917	918.75	575306	10	6.25
19-12-2017	921.5	926.9	920.05	924	529672	6.85	-2.5
18-12-2017	917	931.25	861.7	919.4	568232	69.55	-2.4
15-12-2017	929.2	933	917.5	919.9	414425	15.5	9.3
14-12-2017	920	925	909	920.55	1041124	16	-0.55
13-12-2017	919.75	924.3	912	914	556810	12.3	5.75
12-12-2017	913.5	928.95	907.9	915.05	535672	21.05	-1.55
11-12-2017	920.8	925.45	913.5	915.9	428087	11.95	4.9
08-12-2017	937	937	919.65	920.95	365165	17.35	16.05
07-12-2017	927.1	933.95	922.8	930.65	473398	11.15	-3.55
06-12-2017	913.8	930.5	909.2	927.5	1026271	21.3	-13.7
05-12-2017	900.35	918.9	895.9	911.5	517058	23	-11.15
04-12-2017	915.75	917.9	898	901.5	452210	19.9	14.25
01-12-2017	925	931.1	908	909.85	312694	23.1	15.15
30-11-2017	940	952	920	922.6	299035	32	17.4
29-11-2017	942.95	949.8	938	945.45	506994	11.8	-2.5
28-11-2017	949.45	950.95	938.25	942.95	227961	12.7	6.5
27-11-2017	948	955.75	943.5	950.7	316710	12.25	-2.7
24-11-2017	948	959	946.65	949.5	508893	12.35	-1.5
23-11-2017	925.65	948	925.65	945.15	553671	22.35	-19.5
22-11-2017	937.05	938.7	924.55	930.25	417327	14.15	6.8
21-11-2017	925	939.7	924	932.4	477835	15.7	-7.4
20-11-2017	910	924	905.25	918.85	429005	18.75	-8.85
17-11-2017	917.6	924.75	907.1	909.7	443239	17.65	7.9
16-11-2017	882.5	905	882.5	902.45	642828	22.5	-19.95
15-11-2017	886	889.85	878	882.4	1129619	11.85	3.6
14-11-2017	875	894.5	873	886.2	289538	21.5	-11.2
13-11-2017	883.5	891.35	873	875.15	282688	18.35	8.35
10-11-2017	900	901	880.35	883.5	302328	20.65	16.5
09-11-2017	895.1	909.1	892	901.55	320008	17.1	-6.45
08-11-2017	907	908.9	885.1	888.25	368861	23.8	18.75
07-11-2017	934.45	935	903.15	906.65	426181	31.85	27.8
06-11-2017	944	945	929	934.45	405565	16	9.55
03-11-2017	953.3	953.3	940.5	945.6	725344	12.8	7.7
02-11-2017	954	956.9	944.2	947.1	513714	12.7	6.9
01-11-2017	946	957.4	945.9	952.3	455586	11.5	-6.3
31-10-2017	943	945	932.1	940.8	476464	12.9	2.2
30-10-2017	931	945	931	940.15	435289	14	-9.15
27-10-2017	950.1	956.5	926.4	929.45	4100930	30.1	20.65
26-10-2017	938.35	958.2	931.5	947.25	694575	26.7	-8.9
25-10-2017	940	945.75	930	939.95	448754	15.75	0.05
24-10-2017	947.1	947.1	928.3	934.75	320250	18.8	12.35
23-10-2017	911.15	943.45	909.9	938.1	540383	33.55	-26.95
19-10-2017	916.7	921.75	903.25	910.35	278563	18.5	6.35
18-10-2017	875.55	917	875.15	913.75	1010077	41.85	-38.2
17-10-2017	878.9	883.95	867.3	874.25	332838	16.65	4.65
16-10-2017	879.9	891.7	861.75	875.2	630948	29.95	4.7
13-10-2017	880	891	874.25	876.7	625450	16.75	3.3
12-10-2017	841	876.2	841	872.5	632480	35.2	-31.5
11-10-2017	845	857.9	836.3	840.4	426076	21.6	4.6
10-10-2017	831	846.9	830.75	843.4	316112	16.15	-12.4
09-10-2017	836.85	838	828.25	830.75	252670	9.75	6.1

06-10-2017	824.9	838.9	822.65	836.85	279656	16.25	-11.95
05-10-2017	825	828.25	818.75	824.2	354967	9.5	0.8
04-10-2017	798.35	824.95	795.5	819.2	410935	29.45	-20.85
03-10-2017	792.35	803.7	786.25	798.35	606837	17.45	-6
29-09-2017	791	793.5	780	782.15	643300	13.5	8.85
28-09-2017	800	802.5	781.15	786.75	915584	21.35	13.25
27-09-2017	827.5	827.5	795.5	798.6	590896	32	28.9
26-09-2017	820.5	827	812.5	819.2	459787	14.5	1.3
25-09-2017	817.9	827.7	805.3	820.45	713622	22.4	-2.55
22-09-2017	840.7	840.7	814	817.5	447324	26.7	23.2
21-09-2017	848	851.4	837	841.3	415569	14.4	6.7
20-09-2017	856.25	872.1	845	847.1	745756	27.1	9.15
19-09-2017	849	849	837.55	840	199852	11.45	9
18-09-2017	847	851.3	843.1	845.4	272693	8.2	1.6
15-09-2017	842.1	852.15	835.4	843.4	414656	16.75	-1.3
14-09-2017	857	861.4	842	844.2	466073	19.4	12.8
13-09-2017	824	859.25	822.5	849.1	751535	36.75	-25.1
12-09-2017	822.1	824.6	817.45	823.3	140436	7.15	-1.2
11-09-2017	820.4	827	816.05	818.1	982073	10.95	2.3
08-09-2017	820.1	823.6	812.8	817.15	293009	10.8	2.95
07-09-2017	824	832.7	816.5	818.9	639020	16.2	5.1
06-09-2017	815.7	826.2	812.5	822.3	1898386	13.7	-6.6
05-09-2017	809.5	817.45	809.5	816.5	2094094	7.95	-7
04-09-2017	807.5	817.88	798.1	805.68	2054050	19.78	1.82
01-09-2017	800.9	807.98	799.1	804.68	405820	8.88	-3.78
31-08-2017	785.15	798.75	785.15	796.75	628416	13.6	-11.6
30-08-2017	772.5	784.3	771.8	782.08	377930	12.5	-9.58
29-08-2017	780	783.4	765	765.88	407094	18.4	14.12
28-08-2017	789.5	791.13	780.85	782.9	266492	10.28	6.6
24-08-2017	795.85	796.1	782.3	783.7	337108	13.8	12.15
23-08-2017	783.5	792.5	777	790.65	382916	15.5	-7.15
22-08-2017	787	789.75	779	781.68	318038	10.75	5.32
21-08-2017	788.53	792.55	781.5	782.9	872562	11.05	5.63
18-08-2017	783	789.75	776.83	787.7	285630	12.92	-4.7
17-08-2017	785.85	798.43	780.05	783.03	626774	18.38	2.82
16-08-2017	785.5	789	775.28	783.48	479698	13.72	2.02
14-08-2017	778.25	792.5	778.25	786.58	583344	14.25	-8.33
11-08-2017	777.45	789	767.75	773.28	503922	21.25	4.17
10-08-2017	798.98	803.43	788.65	792.03	678398	14.78	6.95
09-08-2017	800	809.95	792.88	799.43	387112	17.07	0.57
08-08-2017	810	810.5	794.13	801.7	414180	16.37	8.3
07-08-2017	814.8	816	806.4	808.3	405526	9.6	6.5
04-08-2017	830.28	831.6	807.78	811.25	569104	23.82	19.03
03-08-2017	814.95	832.5	808.45	825.78	762374	24.05	-10.83
02-08-2017	804.3	818	802.5	814.55	669096	15.5	-10.25
01-08-2017	811.93	812.5	795.8	801.78	284486	16.7	10.15
31-07-2017	800.03	809	798	806.93	385176	11	-6.9
28-07-2017	798.5	802.5	789.5	797.13	456216	13	1.37
27-07-2017	814.98	815.55	795.5	799.18	500338	20.05	15.8
26-07-2017	805	814.98	801	810.95	1488214	13.98	-5.95
25-07-2017	813.35	814.5	800	801.68	563488	14.5	11.67
24-07-2017	802	812.4	793.1	808.05	1586648	19.3	-6.05
21-07-2017	777	796.1	772.2	793.1	3951370	23.9	-16.1
20-07-2017	770	774.93	760.53	764.35	454964	14.4	5.65
19-07-2017	759.85	770.4	757.5	766.75	280352	12.9	-6.9
18-07-2017	774.2	775.75	756	759.95	506892	19.75	14.25
17-07-2017	767.15	779.4	767.15	775.68	494904	12.25	-8.53
14-07-2017	761	767	757.63	765.53	507546	9.37	-4.53
13-07-2017	755	761.8	753.35	759.43	574908	8.45	-4.43
12-07-2017	749.4	762.25	748	755.25	570856	14.25	-5.85

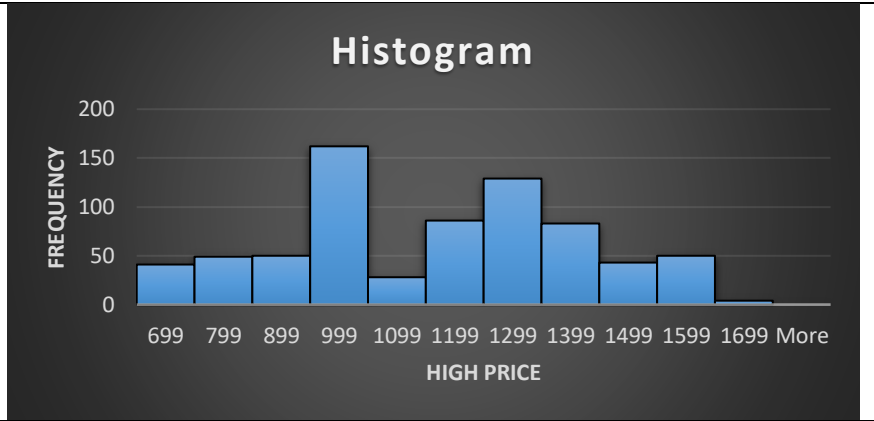
11-07-2017	750	752	743.53	747.6	527568	8.47	2.4
10-07-2017	746	754	743.5	746.23	2510082	10.5	-0.23
07-07-2017	719	748.5	719	745.4	1355214	29.5	-26.4
06-07-2017	722.65	724.98	718.68	720.7	322396	6.3	1.95
05-07-2017	713.6	722.95	713.5	719.9	471116	9.45	-6.3
04-07-2017	693.75	712.75	693.75	711.35	1481546	19	-17.6
03-07-2017	694	697	686.05	692.05	390070	10.95	1.95
30-06-2017	696.45	697.1	687.55	690.13	210558	9.55	6.32
29-06-2017	706	709	695.15	696.45	274406	13.85	9.55
28-06-2017	719.15	720	698.08	699.25	412486	21.92	19.9
27-06-2017	716	720.03	712.5	717.95	824000	7.53	-1.95
23-06-2017	719.5	720.85	715.45	717.5	806872	5.4	2
22-06-2017	715	722	714.33	716.58	578176	7.67	-1.58
21-06-2017	705	713.5	702.8	709.05	2747476	10.7	-4.05
20-06-2017	707.5	711.3	704.03	706.13	1161046	7.27	1.37
19-06-2017	695.95	707.5	695.5	704.58	893422	12	-8.63
16-06-2017	694.4	697.5	685.05	693.93	1925484	12.45	0.47
15-06-2017	681	697.13	680	692.25	2017274	17.13	-11.25
14-06-2017	659	678.75	657.88	677.95	2694	20.87	-18.95
13-06-2017	658	663.5	654.5	656.3	2638	9	1.7
12-06-2017	664.75	664.98	658.75	659.68	158880	6.23	5.07
09-06-2017	672	676	665	667.75	376066	11	4.25
08-06-2017	670	672.5	664.05	664.95	192230	8.45	5.05
07-06-2017	656.4	671.6	654.3	669.6	323092	17.3	-13.2
06-06-2017	669.45	669.45	655.45	656.7	241494	14	12.75
05-06-2017	662.5	670.25	657.88	664.45	526028	12.37	-1.95
02-06-2017	665.03	669.4	658.3	662.38	335466	11.1	2.65
01-06-2017	669	669.98	661.53	664.25	282966	8.45	4.75
31-05-2017	684	684	668	670.3	937002	16	13.7
30-05-2017	678.28	682.15	674.5	679.43	262064	7.65	-1.15
29-05-2017	668.65	682.95	668	678.28	905586	14.95	-9.63
26-05-2017	651	672.03	650.5	667.9	640040	21.53	-16.9
25-05-2017	650	655.88	648.9	651.45	216638	6.98	-1.45
24-05-2017	652.83	656.75	647.5	648.5	296480	9.25	4.33
23-05-2017	662	665.13	650.75	652.2	484344	14.38	9.8
22-05-2017	661.28	666.68	657.53	661.88	443428	9.15	-0.6
19-05-2017	669.5	669.5	655.55	659.25	311924	13.95	10.25
18-05-2017	673.4	676	661.65	663.53	231540	14.35	9.87
17-05-2017	678	682.43	674.03	676.2	248018	8.4	1.8
16-05-2017	672.5	688.5	670.9	678.2	721650	17.6	-5.7
15-05-2017	677.25	678.03	667.25	671.83	289052	10.78	5.42
12-05-2017	681.95	681.95	672.1	675.43	779672	9.85	6.52
11-05-2017	680.8	687.48	676.13	678.35	768388	11.35	2.45
10-05-2017	666.5	681.5	665.73	679.75	905258	15.77	-13.25
09-05-2017	661.5	666.5	660.5	665.3	367528	6	-3.8
08-05-2017	664.3	669.8	660	660.98	1161832	9.8	3.32
05-05-2017	680.5	683.83	662.53	664.3	653512	21.3	16.2
04-05-2017	686.55	689.75	677.33	679.38	405468	12.42	7.17
03-05-2017	687.63	690.25	682.5	685.13	470478	7.75	2.5
02-05-2017	700.05	701	683.38	685.45	572250	17.62	14.6
28-04-2017	704.53	710.4	695.25	697.4	764594	15.15	7.13
27-04-2017	710	712.35	701.38	704.03	539034	10.97	5.97
26-04-2017	717.55	720	701.58	708.18	626988	18.42	9.37
25-04-2017	729.85	732.5	713.83	716.25	1254794	18.67	13.6
24-04-2017	705	716.88	700.05	708.2	1067920	16.83	-3.2
21-04-2017	687.6	710	686.53	699.88	1441278	23.47	-12.28
20-04-2017	688.25	693.45	682.75	684.7	577580	10.7	3.55
19-04-2017	685.5	691.35	679.13	684.93	417580	12.22	0.57
18-04-2017	697.75	705	684.18	685.23	717944	20.82	12.52
17-04-2017	683.85	697.13	682.5	695.5	642756	14.63	-11.65

13-04-2017	676	686.5	674	682.18	662004	12.5	-6.18
12-04-2017	694.4	694.4	675.53	677.08	1157038	18.87	17.32
11-04-2017	693	700.15	685.5	687.05	728558	14.65	5.95
10-04-2017	708	712.35	689	690.53	773934	23.35	17.47
07-04-2017	712.05	716.88	701.33	702.78	2838	15.55	9.27
06-04-2017	704.85	724.25	701.35	719.18	2860	22.9	-14.33
05-04-2017	694	708.98	690.4	707.45	2804	18.58	-13.45
03-04-2017	666	690	666	685.6	1998010	24	-19.6

4. ANALYSIS

4.1 High Price

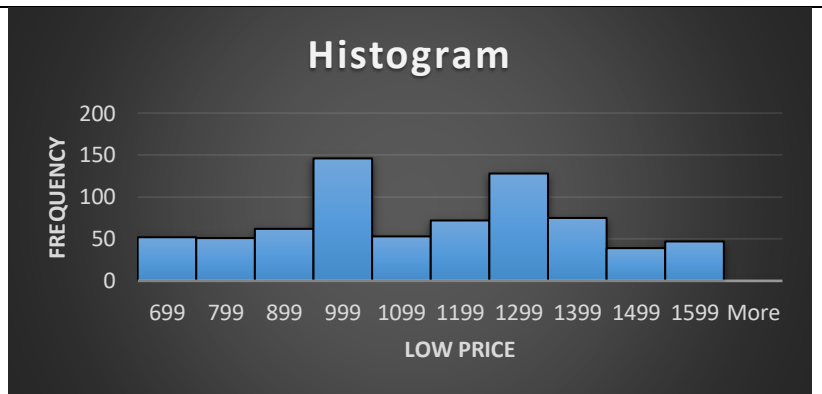
Bin Values	Frequency
699	41
799	49
899	50
999	162
1099	28
1199	86
1299	129
1399	83
1499	43
1599	50
1699	4
More	0



Interpretation: We can interpret from the above histogram that on most of the days, the high price of shares lies between the range 900-1000. Also, the high price was least in the range 1600-1700.

4.2 Low Price

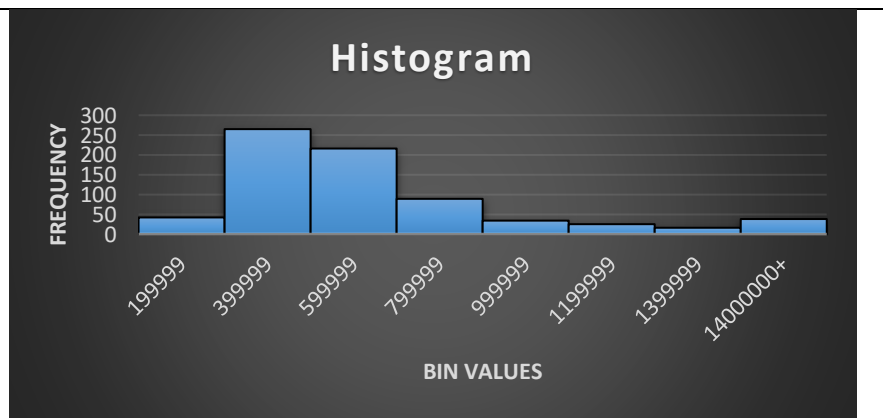
Bin Values	Frequency
699	52
799	51
899	62
999	146
1099	53
1199	72
1299	128
1399	75
1499	39
1599	47
More	0



Interpretation: We can interpret from the above histogram that on most of the days, the low price of shares lies between the range 900-1000. Also, the price was least in the range 1400-1500.

4.3 Shares Traded

Bin Values	Frequency
199999	42
399999	265
599999	216
799999	89
999999	34
1199999	25
1399999	16
1400000+	38



Interpretation: We can interpret from the above histogram that on most of the days, the frequency of shares traded lies between the range 200000-400000.

4.4 Correlation Between High Price, Low Price and Shares Traded

CORRELATION			
	High Price	Low Price	Shares Traded
High Price	1		
Low Price	0.999012199	1	
Shares Traded	-0.063234744	-0.073796311	1

Interpretation:

- There exists an imperfect positive correlation between the High Price and Low Price of the Shares, i.e., there is a direct relation between the two.
- There exists an imperfect negative correlation between the High Price and no. of Shares Traded, i.e., there is an indirect relation between the two.
- There exists an imperfect negative correlation between the Low Price and no. of Shares Traded, i.e., there is an indirect relation between the two.

5. REGRESSION ANALYSIS

5.1 Shares traded on high price

SUMMARY OUTPUT								
Regression Statistics								
Multiple R	0.063234744							
R Square	0.003998633							
Adjusted R Square	0.002621038							
Standard Error	534040.062							
Observations	725							
ANOVA								
	df	SS	MS	F	Significance F			
Regression	1	8.27823E+11	8.27823E+11	2.90261802	0.088865525			
Residual	723	2.06199E+14	2.85199E+11					
Total	724	2.07027E+14						
	Coefficients	Standard Error	t Stat	P-value	Lower 95%	Upper 95%	Lower 95.0%	Upper 95.0%
Intercept	724539.6061	89392.68899	8.105132693	2.2479E-15	549039.3611	900039.8511	549039.3611	900039.8511
High Price	-133.4040161	78.30219936	-1.70370714	0.088865525	-287.1308514	20.32281907	-287.130851	20.32281907
Regression equation Y on X1 (Shares Traded on High Price)								
$Y=724539.61+(-133.404)X1$								
Interpretation: A decrease in the High Price by 133.404 would increase the no. of shares traded by 1.								

5.2 Shares traded on low price

SUMMARY OUTPUT								
Regression Statistics								
Multiple R	0.073796311							
R Square	0.005445896							
Adjusted R Square	0.004070302							
Standard Error	533651.9214							
Observations	725							
ANOVA								
	df	SS	MS	F	Significance F			
Regression	1	1.12744E+12	1.12744E+12	3.958942446	0.04699927			
Residual	723	2.05899E+14	2.84784E+11					
Total	724	2.07027E+14						
	Coefficients	Standard Error	t Stat	P-value	Lower 95%	Upper 95%	Lower 95.0%	Upper 95.0%
Intercept	749410.2308	89360.75511	8.386346219	2.61927E-16	573972.68	924847.7816	573972.68	924847.7816
High Price	-159.1277355	79.9753756	-1.989709136	0.04699927	-316.1394349	-2.116036121	-316.139435	-2.11603612
Regression equation Y on X2 (Shares Traded on Low Price)								
$Y=749410.2308+(-159.1277)X2$								
Interpretation: A decrease in the Low Price by 159.1277 would increase the no. of shares traded by 1.								

6. DESCRIPTIVE STATISTICAL ANALYSIS

6.1 High Price

Mean	1113.183	Interpretation The average High price is 1113.183 The central value of the High Price is 1121 The most frequent value is 945 Data is moderately skewed towards the right. (positively skewed) The smallest value is 655.88 The largest value is 1617.8 There is a total of 725 entries.
Standard Error	9.413727	
Median	1121	
Mode	945	
Standard Deviation	253.4724	
Sample Variance	64248.23	
Kurtosis	-1.0057	
Skewness	0.032825	
Range	961.92	
Minimum	655.88	
Maximum	1617.8	
Sum	807057.4	
Count	725	

6.2 Low Price

Mean	1089.525	Interpretation The average Low Price is 1089.525 The central value of Low Price is 1098.05 The most frequent value is 922 Data is moderately skewed towards the right. (Positively skewed) The smallest value is 647.5 The largest value is 1595.65 There is a total of 725 entries.
Standard Error	9.210082	
Median	1098.05	
Mode	922	
Standard Deviation	247.9891	
Sample Variance	61498.57	
Kurtosis	-0.97329	
Skewness	0.057603	
Range	948.15	
Minimum	647.5	
Maximum	1595.65	
Sum	789905.7	
Count	725	

6.3 Shares Traded

Mean	576036.6	Interpretation The average no. of shares traded is 576036.6 The central value of shares traded is 434639 The most frequent value is 417327 Data is skewed towards the right. (Positively skewed) The lowest no. of shares traded in a day is 2638 The largest no. of shared traded in a day is 6655065 There is a total of 725 entries.
Standard Error	19859.79	
Median	434639	
Mode	417327	
Standard Deviation	534741.3	
Sample Variance	2.86E+11	
Kurtosis	38.31089	
Skewness	4.967585	
Range	6652427	
Minimum	2638	
Maximum	6655065	
Sum	4.18E+08	
Count	725	

7. CONCLUSION

From this research paper we can conclude that there is a negative correlation between the highs and the lows with respect to the shares traded. This basically means that an investor would invest if there is a reduction in the price of the shares. However sometimes the opposite might happen due to speculations in the market.

Also, the share prices are gradually dropping for Reliance due to several reasons such as economic slowdown during recent times. This creates a good opportunity for investors to buy shares at a much cheaper rate and future growth expectations. But in the near future there is only a downhill road for the companies in the stock market during this economic slowdown and the outbreak of the coronavirus. The investors will be closely monitoring each and every moves of the companies before investing any further.

8. REFERENCES

- [1] <https://www.bseindia.com/>
- [2] <https://www.nseindia.com/>
- [3] https://www.moneycontrol.com/india/stockpricequote/refineries/relianceindustries/RI#sec_quotes